

A94 gPV 1500 VDC Fuse 22x58 mm



FEATURES:

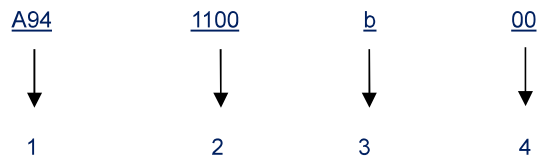
- 1500 VDC, 22x58 mm PV fuse link with glass-fiber body
- Rated Current: 1-80 A
- Breaking Capacity: 10 kA at 1500 VDC (1-65 A)
10 kA at 1300 VDC (70 A, 80 A)
- Time Constant: 1-3 ms
- Special design with silver plated caps for high-power PV applications
- Standard: UL 248-19; IEC 60269-6
- Approvals: UL (File: E490190)
- BH400, BH401 holders for DIN rail mounting
- Customizable for special applications

ELECTRICAL SPECIFICATIONS

Part Number			Rated Current	Amper e Code	Breaking Capacity	I ² t (A ² s)		Dissipation (W)		Certifications	
Cartridge	Central Mount	Level Mount				Pre-Arcing	Total	0.8 I _n	1.0 I _n	UL	TUV
A941100b00	A941100b01	A941100b02	1 A	1100	10 kA@1500 VDC	20	110	0.2	0.3	•	•
A941200b00	A941200b01	A941200b02	2 A	1200		40	220	0.5	0.6	•	•
A941300b00	A941300b01	A941300b02	3 A	1300		60	330	0.5	0.6	•	•
A941400b00	A941400b01	A941400b02	4 A	1400		80	440	0.7	0.8	•	•
A941500b00	A941500b01	A941500b02	5 A	1500		100	550	0.7	0.8	•	•
A941600b00	A941600b01	A941600b02	6 A	1600		120	660	1.2	1.5	•	•
A941800b00	A941800b01	A941800b02	8 A	1800		160	880	1.2	1.5	•	•
A942100b00	A942100b01	A942100b02	10 A	2100		200	1100	1.5	1.9	•	•
A942120b00	A942120b01	A942120b02	12 A	2120		240	1320	2.0	2.5	•	•
A942150b00	A942150b01	A942150b02	15 A	2150		300	1650	2.9	3.6	•	•
A942160b00	A942160b01	A942160b02	16 A	2160		320	1760	3.9	4.8	•	•
A942200b00	A942200b01	A942200b02	20 A	2200		400	2200	4.2	5.2	•	•
A942250b00	A942250b01	A942250b02	25 A	2250		500	2750	5.1	6.3	•	•
A942300b00	A942300b01	A942300b02	30 A	2300		600	3300	5.1	6.3	•	•
A942320b00	A942320b01	A942320b02	32 A	2320		640	3520	6.0	7.5	•	•
A942350b00	A942350b01	A942350b02	35 A	2350		700	3850	6.0	7.5	•	•
A942400b00	A942400b01	A942400b02	40 A	2400		800	4400	7.2	9.0	•	•
A942450b00	A942450b01	A942450b02	45 A	2450		900	4950	7.2	9.0	•	•
A942500b00	A942500b01	A942500b02	50 A	2500		1000	5500	7.2	9.0	•	•
A942550b00	A942550b01	A942550b02	55 A	2550		1100	6050	8.0	10.0	•	•
A942600b00	A942600b01	A942600b02	60 A	2600	1200	6600	8.0	10.0	•	•	
A942650b00	A942650b01	A942650b02	65 A	2650	1300	7150	9.5	12.0	•	•	
A942700b00	A942700b01	A942700b02	70 A	2700	10 kA@1300 VDC	1400	7700	9.5	12.0	•	•
A942800b00	A942800b01	A942800b02	80 A	2800		1600	8800	9.5	12.0	•	•

Note: (1) Typical pre-arcing I²t measured at 10*I_n current.

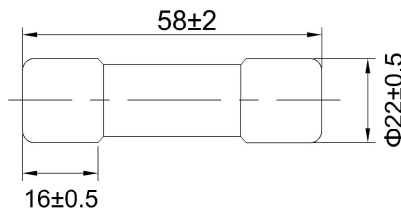
PART NUMBER SYSTEM



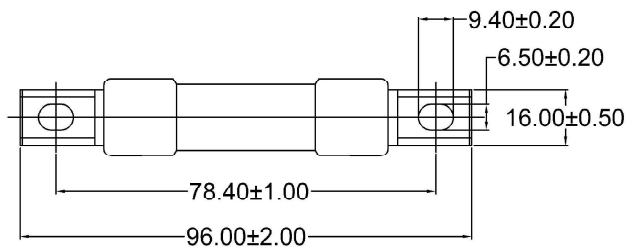
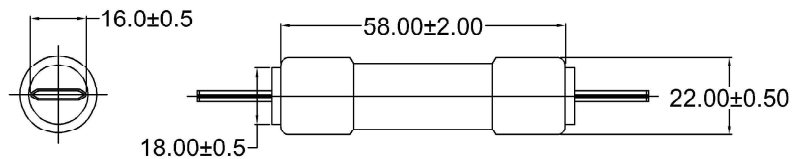
- 1Product SeriesA94
- 2Ampere Code1 A (see Ampere code column of electrical specifications)
- 3Rated Voltage.....b: 1500 VDC / 1300 VDC
- 4Supplementary Code00: Cartridge; 01: Central Mount; 02: Level Mount

DIMENSIONS (mm)

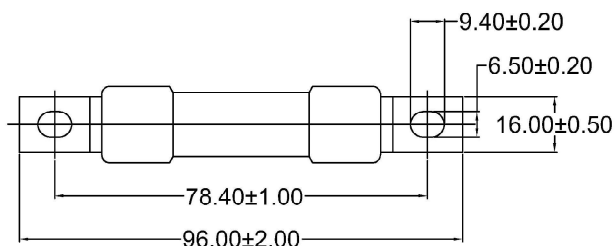
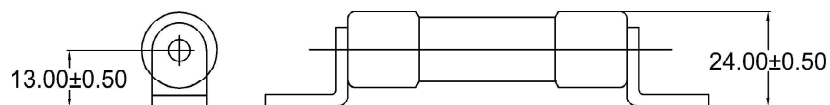
A94xxxxb00



A94xxxxb01



A94xxxxb02



TIME VS CURRENT CHARACTERISTIC

Standard	UL			IEC		
Rated Current	100 %	135 %	200 %	100 %	113 %	145 %
1-80 A	Temperature Stabilization	<1 h	<4 min	Temperature Stabilization	>1 h	<1 h

TIME CURRENT CURVE

Average Current Curve (I-T Curve)

